



Assignment for Summative Assessment –II (2019-20)

Name:

Sub: COMPUTER

Grade–II

Q1. Choose the correct answer.

1. We use the key to type in capital letters.

- a. caps lock b. backspace c. monitor

2. There are arrow keys on keyboard.

- a. 3 b. 4 c. 9

3. We use the backspace key to characters.

- A. delete b. cursor c. space

4. The blinking line on the screen of a computer is called _____

- A. delete b. arrow c. cursor

5. When we move the mouse, we see the mouse move on the monitor.

- A. pointer b. cursor c. scroll

6. We use to move an item on the monitor.

- a. right-click b. drag and drop c. left-click

7. A wireless mouse move without

- a. wire b. dragging c. computer

8. We use program to draw and color on a computer.

- a. drawing b. paint c. pencil

9. To draw a circle, we use the _____ tool.

- a. drawing board b. oval c. paint

20. We can use this key to delete characters.

a. shift

b. **backspace**

c. caps lock

Q2. Write True or False:

1. We can use the rectangle tool to draw circles and squares. **False**
2. Right arrow key to move the cursor to the right. **True**
3. We use backspace keys to move the cursor on the monitor. **False**
4. We can also use the shift key to type in capital letter. **True**
5. A mouse has four buttons. **False**
6. We use a mouse to point at things on the monitor. **True**
7. We use a left-click to select an item on the monitor. **True**
8. Paint tools that we can use to draw and color pictures. **True**
9. The pencil tool is used for freehand drawing. **True**
10. The ribbon on paint screen has 2 parts. **True**
11. We use the fill with color tool to fill color in a drawing. **True**
12. We use the paint program to do sums. **False**
13. We can draw a rectangle using the oval tool. **False**
14. When we click on the shape fill tool, a list of fill styles opens. **True**
15. The shapes group has only one shape tool. **False**

Q 3. Fill in the blanks :-

[Drawing board, blue, title bar, right-click, shape fill, groups, wireless, drag and drop, left, shapes, eraser, fill with color, pencil, paint, left click]

1. We use **left - click** to select an item on the monitor.
2. We use **drag and drop** to move an item on the monitor.
3. We use **right - click** to open a list of options on the monitor.
4. The paint button is **blue** in color.
5. The top part of the paint window is called the **title bar**.
6. We can use the **paint** program to draw and color on a computer.
7. The **eraser** tool works like a real Eraser.
8. The white part of the paint screen is the **drawing board**.
9. The **pencil** tool is found in the tools group.
10. The oval tool is found in the **shapes** group.
11. A **wireless** mouse works without a wire.
12. The ribbon consists of tabs and **groups**.
13. We use the **shape fill** tool in the shapes group to select a fill style for your drawing.

14. The backspace key is used to delete characters typed on the **left** side of the cursor.

15. We can use the **fill with color** tool to fill shapes with colors.











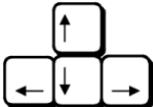



Q4. Match the following:

- | | | |
|--------------------------------|--------------------------------|---|
| 1. Blinking line | paint button | 7 |
| 2. Double -click | save button | 8 |
| 3. Light glows on the keyboard | cursor | 1 |
| 4. Left-click | pressing the right click once | 9 |
| 5. Drag-and-drop | title bar | 6 |
| 6. Left corner of the ribbon | move item | 5 |
| 7. Top part of paint screen | pressing the left button twice | 2 |
| 8. Save a drawing | caps lock Key | 3 |
| 9. Right click | pressing the left button | 4 |

Q 5. Write in the missing letter in the space provide:-

- | | |
|--|--------------------------------|
| 1. Sp <u>a</u> ce <u>b</u> ar | 6. Cl <u>i</u> c <u>k</u> |
| 2. De <u>l</u> ete | 7. Bl <u>i</u> nk <u>i</u> ng |
| 3. Back <u>s</u> pace | 8. Ar <u>r</u> ow |
| 4. Cap <u>s</u> l <u>o</u> ck <u>k</u> | 9. Poi <u>n</u> ter |
| 5. Dr <u>a</u> gging | 10. Dr <u>o</u> pp <u>i</u> ng |

Q 6. Name the Keys and Tools name: -

<u>Keys</u>		<u>Tools</u>
	<u>Backspace key</u>	 <u>Fill with color tool</u>
	<u>Enter key</u>	 <u>Line tool</u>
	<u>Pointer key</u>	 <u>Eraser tool</u>
	<u>Caps lock key</u>	 <u>Rectangle tool</u>
	<u>Shift key</u>	 <u>Pencil tool</u>
	<u>Arrow key</u>	 <u>Oval tool</u>
	<u>Spacebar key</u>	 <u>Text tool</u>

Q7. Write the steps to shutting down a computer: -

Step 1: - Move the mouse pointer to the start bottom on the desktop and left-click on it.

Step 2: - Left – click on shut down from the start menu.

Step 3: - You will see a screen with a message.

Step 4: - Switch off the monitor.

Step 5: - Switch off the UPS.

Step 6: - Switch off the power supply.

Q 8. Answer the following questions: -

Q1. Name the four arrow key on the keyboard?

Ans: Up arrow key, down arrow key, right arrow keypad and left arrow key.

Q2. Which key do we use to delete letters typed on the left side of the cursor?

Ans: - Backspace key

Q3. What is the use of drag-and-drop?

Ans: - To move an item

Q4. What is characters?

Ans: - The letters, numbers and symbols are called characters.

Q5. Which tool we use to fill color in a drawing?

Ans: - Fill with color tool

Q6. Which tool do we use to erase a mistake in a drawing?

Ans: - Eraser tool

Q7. Name any two tools found in the Shapes group?

Ans: - Rectangle tool and oval tool

Q8. Which tool do we use to draw a circle?

Ans: - Oval tool

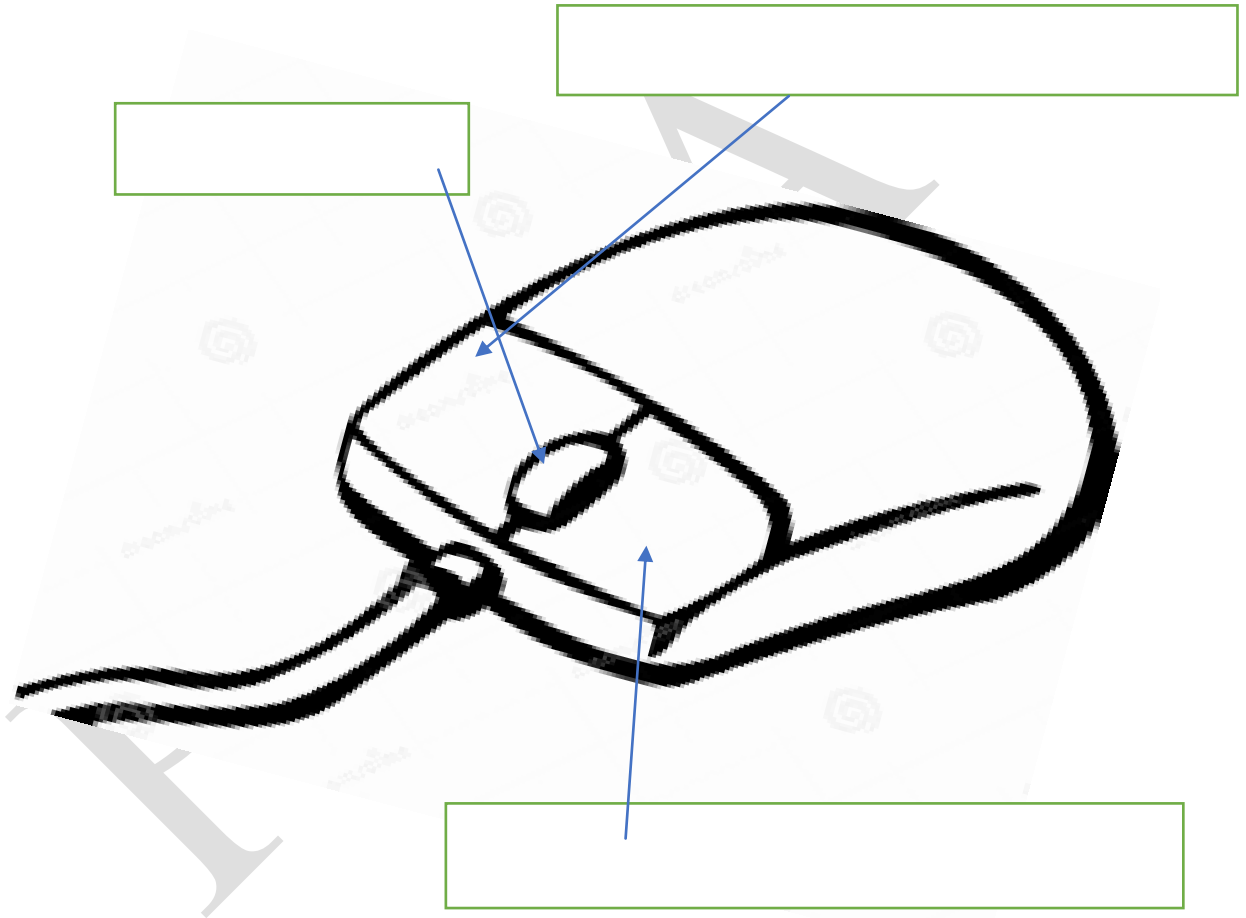
Q9. Which option in the Colors group do we use to select an outline color?

Ans:- Color 1 is the option in the color group in which we select an outline color.

Q10. Write different parts of a paint screen?

Ans: - 1. Paint button , 2. drawing area , 3. tabs , 4. groups

Q 9. Label the parts of the mouse and color it:



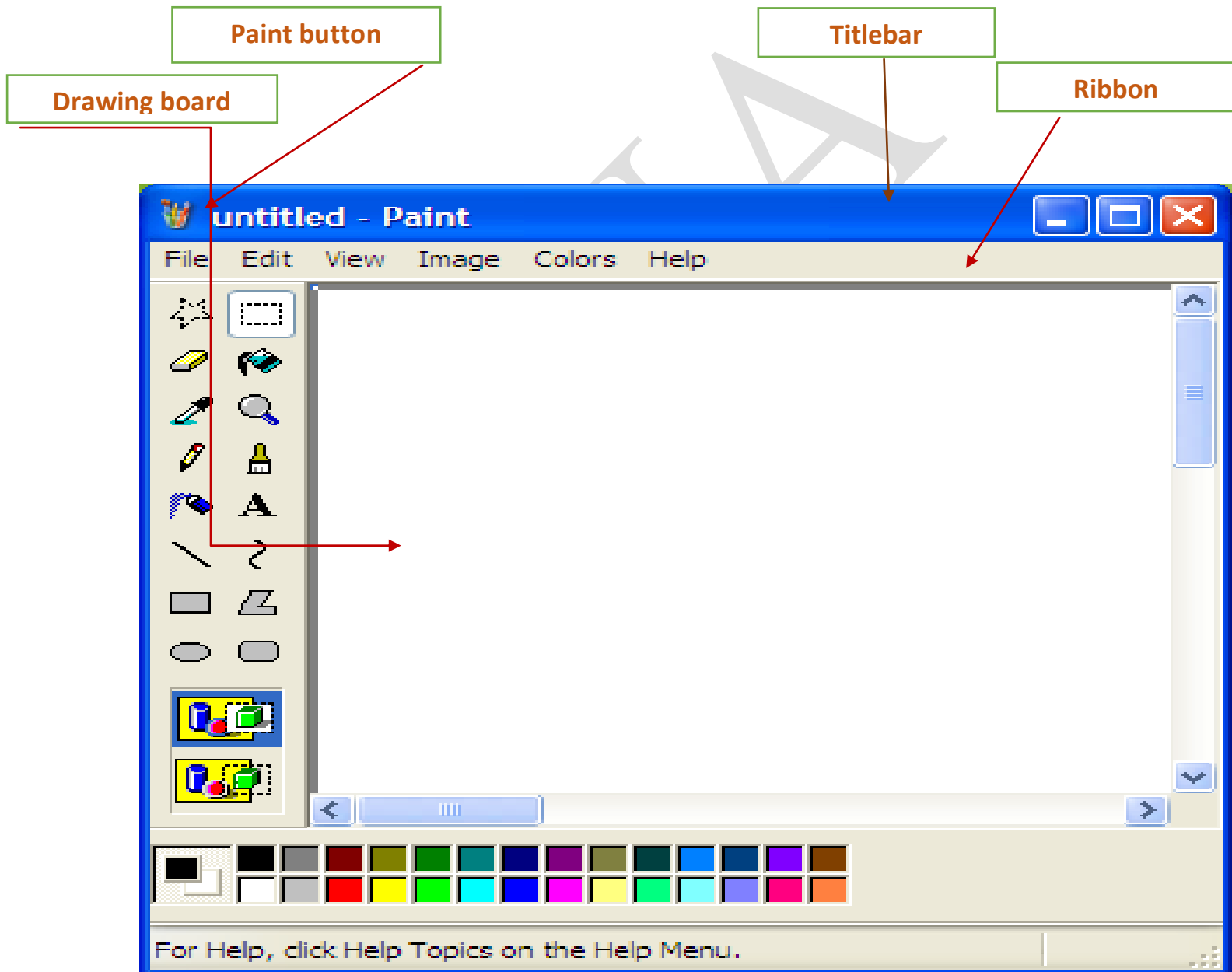
Q 10. Label the following parts of the Paint screen and draw it:

1. Paint button

2. Title bar

3. Drawing area

4. Ribbon



Q 11. Color the keys with the given color codes:

Arrow keys -- green

Backspace key - red

Delete key – pink

Space bar – blue

Enter key – yellow

shift key – brown

